

5 1000

HSS-DMo5  
(M2)-DIN  
1.3343

Dampfbehandelt  
Steam treated



**ANWENDUNG · APPLICATION**



Stahl  
Steel  
< 800 N

Siehe ab Seite 1121  
See from page 1121

**Für Stähle ≤ 800 N/mm<sup>2</sup>**

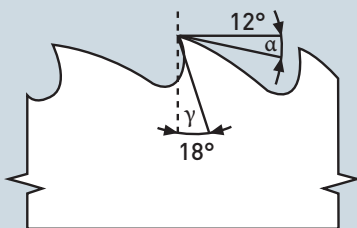
**HSS-DMo5:** Hochlegierter Schnellarbeitsstahl mit Wolfram-, Vanadium- und Molybdänanteil für:

- Sehr gute mechanische Eigenschaften und hervorragende Festigkeit mit einer Härte von 64 ± 1HRC.

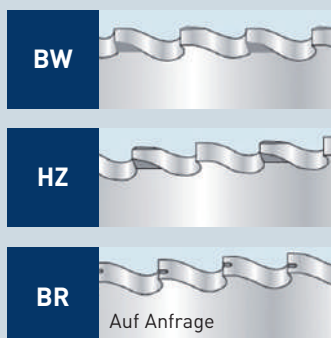
"**Dampfbehandelt**" ist eine kontrollierte Oxydierung CO<sub>2</sub> der Oberfläche durch Anlassen der fertigen Kreissägen in erhitztem Dampf bei ca. 350 °C. Dies ergibt:

- Feine Mikroporen zur besseren Verteilung des Kühlmittels.
- Oberflächenhärte von 900 HV.
- Außergewöhnlich feine Oberflächenschicht welche die Reibung extrem verringert (Reibungskoeffizient 0,60).

Zahnwinkel



ZAHNFORMEN



SEITENSCHLAG

∅ 200-225 = 0,15
∅ 250-300 = 0,20
∅ 315-400 = 0,25
∅ 425-450 = 0,30
∅ 500 = 0,35

Reduzierter Seitenschlag auf Anfrage

**For steels ≤ 800 N/mm<sup>2</sup>**

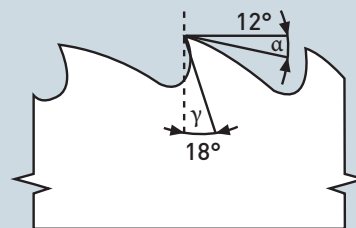
**HSS-DMo5:** High-speed steel which includes vanadium, wolfram and Molybdenum. This results to:

- Very good mechanical characteristics and excellent strength with a hardness of 64 ± 1HRC.


"**Steam treated**" is a surface modification by CO<sub>2</sub> oxidation. Circular saws are let to tempering in overheated steam of arround 350 °C. This results to:

- Microporosity arised on surface enables better coolant distribution
- Surface hardness of 900 HV.
- Extremely fine surface layer decreases the friction (antifriction). Coefficient friction 0,60.

Cutting angles



TOOTH SHAPE



SIDE RUNOUT

∅ 200-225 = 0,15
∅ 250-300 = 0,20
∅ 315-400 = 0,25
∅ 425-450 = 0,30
∅ 500 = 0,35

Reduced side runout on request

Film  
Movie



Anwendung siehe Seite  
Application see page

						1116	1117	1118	1119
						<b>5 1000</b> HSS-DMo5 Dampfbehandelt Steam treated	<b>5 1040</b> HSS-DMo5 Kx-Beschichtet Kx-coated	<b>5 1300</b> HSS-Co5 Dampfbehandelt Steam treated	<b>5 1340</b> HSS-Co5 Kx-Beschichtet Kx-coated
						Art.	Art.	Art.	Art.
200	1,2	32	0	2-8-45+2-9-50+2-11-63	● 5 1000 200 010	-	-	-	
200	1,2	32	200 BW	2-8-45+2-9-50+2-11-63	● 5 1000 200 020	-	-	-	
200	1,2	32	160 BW	2-8-45+2-9-50+2-11-63	● 5 1000 200 030	-	-	-	
200	1,2	32	140 BW	2-8-45+2-9-50+2-11-63	⊗ 5 1000 200 040	-	-	-	
200	1,6	32	0	2-8-45+2-9-50+2-11-63	● 5 1000 200 050	-	-	-	
200	1,6	32	200 BW	2-8-45+2-9-50+2-11-63	● 5 1000 200 060	-	-	-	
200	1,6	32	160 BW	2-8-45+2-9-50+2-11-63	● 5 1000 200 070	-	-	-	
200	1,6	32	100 HZ	2-8-45+2-9-50+2-11-63	● 5 1000 200 080	-	-	-	
200	1,8	32	0	2-8-45+2-9-50+2-11-63	● 5 1000 200 090	-	-	-	
200	1,8	32	200 BW	2-8-45+2-9-50+2-11-63	● 5 1000 200 100	-	-	-	
200	1,8	32	160 BW	2-8-45+2-9-50+2-11-63	● 5 1000 200 110	-	-	-	
200	2,0	32	0	2-8-45+2-9-50+2-11-63	● 5 1000 200 130	-	-	-	
200	2,0	32	200 BW	2-8-45+2-9-50+2-11-63	● 5 1000 200 140	-	-	-	
200	2,0	32	160 BW	2-8-45+2-9-50+2-11-63	● 5 1000 200 150	-	-	-	
200	2,0	32	130 BW	2-8-45+2-9-50+2-11-63	● 5 1000 200 160	-	-	-	
200	2,0	32	100 HZ	2-8-45+2-9-50+2-11-63	● 5 1000 200 170	-	-	-	
200	2,0	32	0	-	⊗ 5 1000 200 180	-	-	-	
200	2,0	32	200 BW	-	⊗ 5 1000 200 190	-	-	-	
200	2,0	32	160 BW	-	-	-	-	-	
200	2,0	32	130 BW	-	⊗ 5 1000 200 210	-	-	-	
200	2,0	32	100 HZ	-	⊗ 5 1000 200 220	-	-	-	
210	2,0	32	0	2-8-45+2-9-50+2-11-63	-	-	⊗ 5 1300 210 010	-	
210	2,0	32	210 BW	2-8-45+2-9-50+2-11-63	⊗ 5 1000 210 020	-	-	-	
210	2,0	32	160 BW	2-8-45+2-9-50+2-11-63	-	-	⊗ 5 1300 210 025	-	
210	2,0	32	120 HZ	2-8-45+2-9-50+2-11-63	-	⊗ 5 1040 210 027	-	-	
210	2,0	40	0	2-8-55 + 4-11-63	⊗ 5 1000 210 030	-	⊗ 5 1300 210 030	-	
210	2,0	40	160 BW	2-8-55 + 4-11-63	⊗ 5 1000 210 040	-	-	-	
225	1,2	32	0	2-8-45+2-9-50+2-11-63	● 5 1000 225 010	-	-	-	
225	1,2	32	220 BW	2-8-45+2-9-50+2-11-63	● 5 1000 225 020	-	-	-	
225	1,2	32	180 BW	2-8-45+2-9-50+2-11-63	⊗ 5 1000 225 030	-	-	-	
225	1,2	32	160 BW	2-8-45+2-9-50+2-11-63	● 5 1000 225 040	-	-	-	
225	1,6	32	0	2-8-45+2-9-50+2-11-63	● 5 1000 225 050	-	-	-	
225	1,6	32	220 BW	2-8-45+2-9-50+2-11-63	● 5 1000 225 060	-	-	-	
225	1,6	32	180 BW	2-8-45+2-9-50+2-11-63	● 5 1000 225 070	-	-	-	
225	1,6	32	160 BW	2-8-45+2-9-50+2-11-63	● 5 1000 225 080	-	-	-	
225	1,6	32	120 HZ	2-8-45+2-9-50+2-11-63	● 5 1000 225 090	-	-	-	
225	1,6	40	0	2-8-55 + 4-11-63	⊗ 5 1000 225 100	-	⊗ 5 1300 225 100	-	
225	1,6	40	180 BW	2-8-55 + 4-11-63	⊗ 5 1000 225 110	-	-	-	
225	1,6	40	120 HZ	2-8-55 + 4-11-63	⊗ 5 1000 225 120	-	-	-	
225	2,0	32	0	2 NL REMS/Roller	⊗ 5 1000 225 130	-	-	-	
225	2,0	32	220 BW	2 NL REMS/Roller	⊗ 5 1000 225 140	-	-	-	
225	2,0	32	180 BW	2 NL REMS/Roller	⊗ 5 1000 225 150	⊗ 5 1040 225 150	⊗ 5 1300 225 150	-	
225	2,0	32	120 HZ	2 NL REMS/Roller	⊗ 5 1000 225 160	⊗ 5 1040 225 160	-	-	
225	2,0	32	0	2-8-45+2-9-50+2-11-63	● 5 1000 225 170	-	● 5 1300 225 170	-	
225	2,0	32	220 BW	2-8-45+2-9-50+2-11-63	● 5 1000 225 180	● 5 1040 225 180	● 5 1300 225 180	-	
225	2,0	32	180 BW	2-8-45+2-9-50+2-11-63	● 5 1000 225 190	● 5 1040 225 190	● 5 1300 225 190	-	
225	2,0	32	160 HZ	2-8-45+2-9-50+2-11-63	● 5 1000 225 200	● 5 1040 225 200	● 5 1300 225 200	-	
225	2,0	32	120 HZ	2-8-45+2-9-50+2-11-63	● 5 1000 225 210	● 5 1040 225 210	● 5 1300 225 210	-	
225	2,0	32	90 BW	2-8-45+2-9-50+2-11-63	⊗ 5 1000 225 220	-	-	-	
225	2,0	32	0	4-9-50 + 4-11-63	⊗ 5 1000 225 230	-	-	-	
225	2,0	32	220 BW	4-9-50 + 4-11-63	-	-	-	-	
225	2,0	32	160 BW	4-9-50 + 4-11-63	⊗ 5 1000 225 250	-	-	-	
225	2,0	32	120 BW	4-9-50 + 4-11-63	⊗ 5 1000 225 260	-	-	-	
225	2,0	32	90 HZ	4-9-50 + 4-11-63	⊗ 5 1000 225 270	-	-	-	
225	2,0	40	0	2-8-55 + 4-11-63	⊗ 5 1000 225 280	-	⊗ 5 1300 225 280	-	
225	2,0	40	220 BW	2-8-55 + 4-11-63	⊗ 5 1000 225 290	⊗ 5 1040 225 290	-	-	

⊗ Sonderpreis / Sale Artikel. Lieferbar solange Vorrat. Special price / sale article. While stocks last.

Weitere Abmessungen auf Anfrage / Other dimensions are available on request



Index



Anwendung siehe Seite  
Application see page

					1116	1117	1118	1119
					<b>5 1000</b> HSS-DMo5 Dampfbehandelt Steam treated	<b>5 1040</b> HSS-DMo5 Kx-Beschichtet Kx-coated	<b>5 1300</b> HSS-Co5 Dampfbehandelt Steam treated	<b>5 1340</b> HSS-Co5 Kx-Beschichtet Kx-coated
					Art.	Art.	Art.	Art.
250	2,5	40	100 HZ	2-8-55 + 4-12-64	% 5 1000 250 490	% 5 1040 250 490	% 5 1300 250 490	-
275	1,6	32	0	2-8-45+2-9-50+2-11-63	• 5 1000 275 010	-	• 5 1300 275 010	-
275	1,6	32	280 BW	2-8-45+2-9-50+2-11-63	% 5 1000 275 020	-	-	-
275	1,6	32	220 BW	2-8-45+2-9-50+2-11-63	• 5 1000 275 030	-	-	-
275	1,6	32	180 BW	2-8-45+2-9-50+2-11-63	• 5 1000 275 040	-	-	-
275	2,0	32	0	2-8-45+2-9-50+2-11-63	• 5 1000 275 050	-	• 5 1300 275 050	-
275	2,0	32	280 BW	2-8-45+2-9-50+2-11-63	• 5 1000 275 060	• 5 1040 275 060	• 5 1300 275 060	• 5 1340 275 060
275	2,0	32	220 BW	2-8-45+2-9-50+2-11-63	• 5 1000 275 070	• 5 1040 275 070	• 5 1300 275 070	• 5 1340 275 070
275	2,0	32	200 BW	2-8-45+2-9-50+2-11-63	• 5 1000 275 080	• 5 1040 275 080	• 5 1300 275 080	• 5 1340 275 080
275	2,0	32	180 BW	2-8-45+2-9-50+2-11-63	• 5 1000 275 090	• 5 1040 275 090	% 5 1300 275 090	-
275	2,0	32	160 BW	2-8-45+2-9-50+2-11-63	• 5 1000 275 100	% 5 1040 275 100	% 5 1300 275 100	-
275	2,0	32	140 HZ	2-8-45+2-9-50+2-11-63	• 5 1000 275 110	% 5 1040 275 110	• 5 1300 275 110	-
275	2,0	32	110 HZ	2-8-45+2-9-50+2-11-63	• 5 1000 275 120	% 5 1040 275 120	• 5 1300 275 120	-
275	2,0	32	0	4-9-50 + 4-11-63	-	-	-	-
275	2,0	32	220 BW	4-9-50 + 4-11-63	-	-	-	-
275	2,0	32	160 BW	4-9-50 + 4-11-63	• 5 1000 275 160	-	-	-
275	2,0	32	140 HZ	4-9-50 + 4-11-63	-	-	-	-
275	2,0	32	110 HZ	4-9-50 + 4-11-63	-	-	-	-
275	1,6	40	0	2-8-55 + 4-12-64	• 5 1000 275 190	-	• 5 1300 275 190	-
275	1,6	40	280 BW	2-8-55 + 4-12-64	• 5 1000 275 200	-	-	-
275	1,6	40	220 BW	2-8-55 + 4-12-64	% 5 1000 275 210	-	-	-
275	1,6	40	180 BW	2-8-55 + 4-12-64	• 5 1000 275 220	-	-	-
275	2,0	40	0	2-8-55 + 4-12-64	• 5 1000 275 230	-	• 5 1300 275 230	-
275	2,0	40	280 BW	2-8-55 + 4-12-64	• 5 1000 275 240	% 5 1040 275 240	• 5 1300 275 240	• 5 1340 275 240
275	2,0	40	220 BW	2-8-55 + 4-12-64	• 5 1000 275 250	• 5 1040 275 250	• 5 1300 275 250	-
275	2,0	40	200 BW	2-8-55 + 4-12-64	% 5 1000 275 260	% 5 1040 275 260	• 5 1300 275 260	-
275	2,0	40	180 BW	2-8-55 + 4-12-64	% 5 1000 275 270	% 5 1040 275 270	% 5 1300 275 270	-
275	2,0	40	160 BW	2-8-55 + 4-12-64	• 5 1000 275 280	% 5 1040 275 280	% 5 1300 275 280	-
275	2,0	40	140 HZ	2-8-55 + 4-12-64	• 5 1000 275 290	• 5 1040 275 290	% 5 1300 275 290	-
275	2,5	32	0	2-8-45+2-9-50+2-11-63	• 5 1000 275 300	-	• 5 1300 275 300	-
275	2,5	32	280 BW	2-8-45+2-9-50+2-11-63	• 5 1000 275 310	% 5 1040 275 310	• 5 1300 275 310	• 5 1340 275 310
275	2,5	32	220 BW	2-8-45+2-9-50+2-11-63	• 5 1000 275 320	• 5 1040 275 320	• 5 1300 275 320	• 5 1340 275 320
275	2,5	32	180 BW	2-8-45+2-9-50+2-11-63	• 5 1000 275 330	• 5 1040 275 330	• 5 1300 275 330	• 5 1340 275 330
275	2,5	32	160 BW	2-8-45+2-9-50+2-11-63	• 5 1000 275 340	% 5 1040 275 340	• 5 1300 275 340	-
275	2,5	32	140 HZ	2-8-45+2-9-50+2-11-63	• 5 1000 275 350	• 5 1040 275 350	• 5 1300 275 350	-
275	2,5	32	120 HZ	2-8-45+2-9-50+2-11-63	-	-	-	-
275	2,5	32	110 HZ	2-8-45+2-9-50+2-11-63	-	-	-	-
275	2,5	32	90 HZ	2-8-45+2-9-50+2-11-63	-	-	-	-
275	2,5	32	0	4-9-50 + 4-11-63	% 5 1000 275 380	-	-	-
275	2,5	32	280 BW	4-9-50 + 4-11-63	-	-	-	-
275	2,5	32	220 BW	4-9-50 + 4-11-63	-	-	-	-
275	2,5	32	160 BW	4-9-50 + 4-11-63	% 5 1000 275 420	-	-	-
275	2,5	32	140 HZ	4-9-50 + 4-11-63	-	-	-	-
275	2,5	32	120 HZ	4-9-50 + 4-11-63	% 5 1000 275 440	-	-	-
275	2,5	32	110 HZ	4-9-50 + 4-11-63	% 5 1000 275 450	-	-	-
275	2,5	32	90 HZ	4-9-50 + 4-11-63	% 5 1000 275 460	-	-	-
275	2,5	40	0	2-8-55 + 4-12-64	• 5 1000 275 470	-	• 5 1300 275 470	-
275	2,5	40	280 BW	2-8-55 + 4-12-64	• 5 1000 275 480	• 5 1040 275 480	• 5 1300 275 480	• 5 1340 275 480
275	2,5	40	220 BW	2-8-55 + 4-12-64	• 5 1000 275 490	• 5 1040 275 490	• 5 1300 275 490	• 5 1340 275 490
275	2,5	40	180 BW	2-8-55 + 4-12-64	• 5 1000 275 500	• 5 1040 275 500	• 5 1300 275 500	• 5 1340 275 500
275	2,5	40	160 BW	2-8-55 + 4-12-64	• 5 1000 275 510	• 5 1040 275 510	• 5 1300 275 510	-
275	2,5	40	140 HZ	2-8-55 + 4-12-64	• 5 1000 275 520	• 5 1040 275 520	• 5 1300 275 520	-
275	2,5	40	120 HZ	2-8-55 + 4-12-64	• 5 1000 275 530	-	-	-
275	2,5	40	110 HZ	2-8-55 + 4-12-64	• 5 1000 275 540	-	-	-
275	2,5	40	90 HZ	2-8-55 + 4-12-64	• 5 1000 275 550	-	-	-
275	3,0	32	0	2-8-45+2-9-50+2-11-63	% 5 1000 275 560	-	-	-

% Sonderpreis / Sale Artikel. Lieferbar solange Vorrat. Special price / sale article. While stocks last.

Weitere Abmessungen auf Anfrage · Other dimensions are available on request



# Karnasch® METALLKREISSÄGEBLÄTTER METAL CIRCULAR SAW BLADES

Anwendung siehe Seite  
Application see page

1116



1117



1118



1119



					<b>5 1000</b>	<b>5 1040</b>	<b>5 1300</b>	<b>5 1340</b>
					HSS-DMo5 Dampfbehandelt Steam treated	HSS-DMo5 Kx-Beschichtet Kx-coated	HSS-Co5 Dampfbehandelt Steam treated	HSS-Co5 Kx-Beschichtet Kx-coated
					Art.	Art.	Art.	Art.
					<b>% 5 1000 275 570</b>	-	-	-
275	3,0	32	220 BW	2-8-45+2-9-50+2-11-63	-	-	-	-
275	3,0	32	140 HZ	2-8-45+2-9-50+2-11-63	-	-	-	-
275	3,0	32	110 HZ	2-8-45+2-9-50+2-11-63	-	-	-	-
275	3,0	32	0	4-9-50 + 4-11-63	<b>% 5 1000 275 600</b>	-	-	-
275	3,0	40	0	2-8-55 + 4-12-64	<b>% 5 1000 275 610</b>	-	-	-
275	3,0	40	220 BW	2-8-55 + 4-12-64	<b>% 5 1000 275 620</b>	-	-	-
300	1,6	32	0	2-8-45+2-9-50+2-11-63	<b>● 5 1000 300 010</b>	-	<b>● 5 1300 300 010</b>	-
300	1,6	32	300 BW	2-8-45+2-9-50+2-11-63	<b>● 5 1000 300 020</b>	-	-	-
300	1,6	32	220 BW	2-8-45+2-9-50+2-11-63	<b>● 5 1000 300 030</b>	-	-	-
300	1,6	32	180 BW	2-8-45+2-9-50+2-11-63	<b>% 5 1000 300 040</b>	-	-	-
300	2,0	32	0	2-8-45+2-9-50+2-11-63	<b>● 5 1000 300 050</b>	-	<b>● 5 1300 300 050</b>	-
300	2,0	32	300 BW	2-8-45+2-9-50+2-11-63	<b>● 5 1000 300 060</b>	-	-	-
300	2,0	32	220 BW	2-8-45+2-9-50+2-11-63	<b>● 5 1000 300 070</b>	-	-	-
300	2,0	32	180 BW	2-8-45+2-9-50+2-11-63	<b>● 5 1000 300 080</b>	-	-	-
300	2,5	32	0	2-8-45+2-9-50+2-11-63	<b>● 5 1000 300 090</b>	-	<b>● 5 1300 300 090</b>	-
300	2,5	32	220 BW	2-8-45+2-9-50+2-11-63	<b>● 5 1000 300 100</b>	<b>● 5 1040 300 100</b>	<b>● 5 1300 300 100</b>	<b>● 5 1340 300 100</b>
300	2,5	32	200 BW	2-8-45+2-9-50+2-11-63	<b>● 5 1000 300 110</b>	<b>% 5 1040 300 110</b>	<b>● 5 1300 300 110</b>	<b>● 5 1340 300 110</b>
300	2,5	32	180 BW	2-8-45+2-9-50+2-11-63	<b>● 5 1000 300 120</b>	<b>● 5 1040 300 120</b>	<b>● 5 1300 300 120</b>	-
300	2,5	32	160 HZ	2-8-45+2-9-50+2-11-63	<b>● 5 1000 300 130</b>	<b>% 5 1040 300 130</b>	<b>● 5 1300 300 130</b>	<b>● 5 1340 300 130</b>
300	2,5	32	120 HZ	2-8-45+2-9-50+2-11-63	<b>● 5 1000 300 140</b>	<b>● 5 1040 300 140</b>	<b>● 5 1300 300 140</b>	-
300	2,5	32	100 HZ	2-8-45+2-9-50+2-11-63	<b>● 5 1000 300 150</b>	-	-	-
300	2,5	32	0	-	<b>% 5 1000 300 160</b>	-	-	-
300	2,5	32	220 BW	-	-	-	-	-
300	2,5	32	200 BW	-	<b>% 5 1000 300 180</b>	-	-	-
300	2,5	32	160 HZ	-	<b>% 5 1000 300 190</b>	-	-	-
300	2,5	32	120 HZ	-	<b>% 5 1000 300 200</b>	-	-	-
300	2,5	40	0	2-8-55 + 4-12-64	<b>● 5 1000 300 210</b>	-	<b>● 5 1300 300 210</b>	-
300	2,5	40	220 BW	2-8-55 + 4-12-64	<b>● 5 1000 300 220</b>	<b>● 5 1040 300 220</b>	<b>● 5 1300 300 220</b>	<b>● 5 1340 300 220</b>
300	2,5	40	200 BW	2-8-55 + 4-12-64	<b>● 5 1000 300 230</b>	<b>% 5 1040 300 230</b>	<b>● 5 1300 300 230</b>	-
300	2,5	40	180 BW	2-8-55 + 4-12-64	<b>● 5 1000 300 240</b>	-	<b>● 5 1300 300 240</b>	<b>% 5 1340 300 240</b>
300	2,5	40	160 HZ	2-8-55 + 4-12-64	<b>● 5 1000 300 250</b>	<b>● 5 1040 300 250</b>	<b>● 5 1300 300 250</b>	<b>● 5 1340 300 250</b>
300	2,5	40	120 HZ	2-8-55 + 4-12-64	<b>● 5 1000 300 260</b>	<b>● 5 1040 300 260</b>	<b>● 5 1300 300 260</b>	-
300	2,5	40	100 HZ	2-8-55 + 4-12-64	<b>● 5 1000 300 270</b>	-	-	-
300	3,0	32	160 HZ	2-8-45+2-9-50+2-11-63	-	-	-	-
300	3,0	32	120 HZ	2-8-45+2-9-50+2-11-63	<b>% 5 1000 300 290</b>	-	-	-
300	3,0	32	0	-	<b>% 5 1000 300 300</b>	-	-	-
300	3,0	40	0	2-8-55 + 4-12-64	<b>% 5 1000 300 310</b>	-	-	-
300	3,0	40	160 HZ	2-8-55 + 4-12-64	-	-	-	-
300	3,0	40	120 HZ	2-8-55 + 4-12-64	-	-	-	-
315	1,6	32	0	2-8-45+2-9-50+2-11-63	<b>● 5 1000 315 010</b>	-	<b>● 5 1300 315 010</b>	-
315	1,6	32	300 BW	2-8-45+2-9-50+2-11-63	<b>● 5 1000 315 020</b>	-	-	-
315	1,6	32	240 BW	2-8-45+2-9-50+2-11-63	<b>● 5 1000 315 030</b>	-	-	-
315	1,6	32	220 BW	2-8-45+2-9-50+2-11-63	<b>% 5 1000 315 040</b>	-	-	-
315	1,6	32	200 BW	2-8-45+2-9-50+2-11-63	<b>% 5 1000 315 050</b>	-	-	-
315	1,6	40	0	2-8-55 + 4-12-64	<b>● 5 1000 315 060</b>	-	<b>● 5 1300 315 060</b>	-
315	1,6	40	300 BW	2-8-55 + 4-12-64	<b>● 5 1000 315 070</b>	-	-	-
315	1,6	40	240 BW	2-8-55 + 4-12-64	<b>% 5 1000 315 080</b>	-	-	-
315	1,6	40	220 BW	2-8-55 + 4-12-64	<b>% 5 1000 315 090</b>	-	-	-
315	1,6	40	200 BW	2-8-55 + 4-12-64	<b>● 5 1000 315 100</b>	-	-	-
315	2,0	32	0	2-8-45+2-9-50+2-11-63	<b>● 5 1000 315 110</b>	-	<b>● 5 1300 315 110</b>	-
315	2,0	32	300 BW	2-8-45+2-9-50+2-11-63	<b>● 5 1000 315 120</b>	-	-	-
315	2,0	32	240 BW	2-8-45+2-9-50+2-11-63	<b>● 5 1000 315 130</b>	-	-	-
315	2,0	32	220 BW	2-8-45+2-9-50+2-11-63	<b>● 5 1000 315 140</b>	-	-	-
315	2,0	32	200 BW	2-8-45+2-9-50+2-11-63	<b>● 5 1000 315 150</b>	-	-	-
315	2,0	32	180 BW	2-8-45+2-9-50+2-11-63	<b>● 5 1000 315 160</b>	-	-	-
315	2,0	40	0	2-8-55 + 4-12-64	<b>● 5 1000 315 170</b>	-	<b>● 5 1300 315 170</b>	-

**%** Sonderpreis / Sale Artikel. Lieferbar solange Vorrat. Special price / sale article. While stocks last.

Weitere Abmessungen auf Anfrage · Other dimensions are available on request

Anwendung siehe Seite  
Application see page

					1116	1117	1118	1119
					<b>5 1000</b> HSS-DMo5 Dampfbehandelt Steam treated	<b>5 1040</b> HSS-DMo5 Kx-Beschichtet Kx-coated	<b>5 1300</b> HSS-Co5 Dampfbehandelt Steam treated	<b>5 1340</b> HSS-Co5 Kx-Beschichtet Kx-coated
					Art.	Art.	Art.	Art.
			<b>BW</b>					
			<b>HZ</b>					
315	2,0	40	300 BW	2-8-55 + 4-12-64	% 5 1000 315 180	-	-	-
315	2,0	40	240 BW	2-8-55 + 4-12-64	% 5 1000 315 190	-	-	-
315	2,0	40	220 BW	2-8-55 + 4-12-64	% 5 1000 315 200	-	-	-
315	2,0	40	200 BW	2-8-55 + 4-12-64	• 5 1000 315 210	-	-	-
315	2,0	40	180 BW	2-8-55 + 4-12-64	• 5 1000 315 220	-	-	-
315	2,5	32	0	2-8-45+2-9-50+2-11-63	• 5 1000 315 230	-	• 5 1300 315 230	-
315	2,5	32	240 BW	2-8-45+2-9-50+2-11-63	• 5 1000 315 240	• 5 1040 315 240	• 5 1300 315 240	• 5 1340 315 240
315	2,5	32	220 BW	2-8-45+2-9-50+2-11-63	• 5 1000 315 250	• 5 1040 315 250	• 5 1300 315 250	• 5 1340 315 250
315	2,5	32	200 BW	2-8-45+2-9-50+2-11-63	• 5 1000 315 260	• 5 1040 315 260	• 5 1300 315 260	• 5 1340 315 260
315	2,5	32	180 BW	2-8-45+2-9-50+2-11-63	• 5 1000 315 270	% 5 1040 315 270	• 5 1300 315 270	• 5 1340 315 270
315	2,5	32	160 HZ	2-8-45+2-9-50+2-11-63	• 5 1000 315 280	• 5 1040 315 280	• 5 1300 315 280	• 5 1340 315 280
315	2,5	32	120 HZ	2-8-45+2-9-50+2-11-63	• 5 1000 315 290	• 5 1040 315 290	• 5 1300 315 290	• 5 1340 315 290
315	2,5	32	100 HZ	2-8-45+2-9-50+2-11-63	-	-	-	-
315	2,5	40	0	2-8-55 + 4-12-64	• 5 1000 315 300	-	• 5 1300 315 300	-
315	2,5	40	240 BW	2-8-55 + 4-12-64	• 5 1000 315 310	• 5 1040 315 310	• 5 1300 315 310	• 5 1340 315 310
315	2,5	40	220 BW	2-8-55 + 4-12-64	• 5 1000 315 320	• 5 1040 315 320	• 5 1300 315 320	• 5 1340 315 320
315	2,5	40	200 BW	2-8-55 + 4-12-64	• 5 1000 315 330	• 5 1040 315 330	• 5 1300 315 330	• 5 1340 315 330
315	2,5	40	180 BW	2-8-55 + 4-12-64	• 5 1000 315 340	• 5 1040 315 340	• 5 1300 315 340	• 5 1340 315 340
315	2,5	40	160 HZ	2-8-55 + 4-12-64	• 5 1000 315 350	% 5 1040 315 350	• 5 1300 315 350	• 5 1340 315 350
315	2,5	40	120 HZ	2-8-55 + 4-12-64	• 5 1000 315 360	% 5 1040 315 360	• 5 1300 315 360	-
315	2,5	40	100 HZ	2-8-55 + 4-12-64	-	-	-	-
315	2,5	50	0	4-15-80 + 4-14-85	% 5 1000 315 380	-	-	-
315	2,5	50	240 BW	4-15-80 + 4-14-85	% 5 1000 315 390	-	-	-
315	2,5	50	160 HZ	4-15-80 + 4-14-85	% 5 1000 315 400	-	-	-
315	2,5	50	120 HZ	4-15-80 + 4-14-85	-	-	-	-
315	3,0	32	0	2-8-45+2-9-50+2-11-63	• 5 1000 315 420	-	• 5 1300 315 420	-
315	3,0	32	240 BW	2-8-45+2-9-50+2-11-63	• 5 1000 315 430	• 5 1040 315 430	% 5 1300 315 430	-
315	3,0	32	200 BW	2-8-45+2-9-50+2-11-63	• 5 1000 315 440	• 5 1040 315 440	• 5 1300 315 440	-
315	3,0	32	160 HZ	2-8-45+2-9-50+2-11-63	• 5 1000 315 450	• 5 1040 315 450	• 5 1300 315 450	-
315	3,0	32	120 HZ	2-8-45+2-9-50+2-11-63	-	-	-	-
315	3,0	32	100 HZ	2-8-45+2-9-50+2-11-63	-	% 5 1040 315 457	% 5 1300 315 457	-
315	3,0	40	0	2-8-55 + 4-12-64	• 5 1000 315 460	-	• 5 1300 315 460	-
315	3,0	40	240 BW	2-8-55 + 4-12-64	• 5 1000 315 470	% 5 1040 315 470	% 5 1300 315 470	-
315	3,0	40	200 BW	2-8-55 + 4-12-64	• 5 1000 315 480	% 5 1040 315 480	• 5 1300 315 480	-
315	3,0	40	160 HZ	2-8-55 + 4-12-64	• 5 1000 315 490	• 5 1040 315 490	• 5 1300 315 490	-
315	3,0	40	120 HZ	2-8-55 + 4-12-64	-	-	% 5 1300 315 500	-
315	3,0	40	100 HZ	2-8-55 + 4-12-64	-	% 5 1040 315 510	-	-
315	3,0	50	0	4-15-80 + 4-14-85	% 5 1000 315 520	-	-	-
315	3,0	50	160 HZ	4-15-80 + 4-14-85	% 5 1000 315 530	-	-	-
315	3,0	50	120 HZ	4-15-80 + 4-14-85	% 5 1000 315 540	-	-	-
325	2,5	40	0	2-8-55 + 4-12-64	• 5 1000 325 010	-	• 5 1300 325 010	-
325	2,5	40	160 HZ	2-8-55 + 4-12-64	• 5 1000 325 020	-	• 5 1300 325 020	-
325	3,0	40	0	2-9-55 + 4-12-64	-	-	% 5 1300 325 030	-
325	3,0	40	160 HZ	2-9-55 + 4-12-64	-	-	-	-
350	2,0	32	0	2-8-45+2-9-50+2-11-63	• 5 1000 350 010	-	• 5 1300 350 010	-
350	2,0	32	350 BW	2-8-45+2-9-50+2-11-63	• 5 1000 350 020	• 5 1040 350 020	-	• 5 1340 350 020
350	2,0	32	280 BW	2-8-45+2-9-50+2-11-63	• 5 1000 350 030	• 5 1040 350 030	• 5 1300 350 030	• 5 1340 350 030
350	2,0	32	240 BW	2-8-45+2-9-50+2-11-63	• 5 1000 350 040	• 5 1040 350 040	% 5 1300 350 040	• 5 1340 350 040
350	2,0	32	220 BW	2-8-45+2-9-50+2-11-63	• 5 1000 350 050	• 5 1040 350 050	• 5 1300 350 050	• 5 1340 350 050
350	2,5	32	0	2-8-45+2-9-50+2-11-63	• 5 1000 350 060	-	• 5 1300 350 060	-
350	2,5	32	350 BW	2-8-45+2-9-50+2-11-63	• 5 1000 350 070	• 5 1040 350 070	• 5 1300 350 070	• 5 1340 350 070
350	2,5	32	280 BW	2-8-45+2-9-50+2-11-63	• 5 1000 350 080	• 5 1040 350 080	• 5 1300 350 080	• 5 1340 350 080
350	2,5	32	240 BW	2-8-45+2-9-50+2-11-63	• 5 1000 350 090	• 5 1040 350 090	• 5 1300 350 090	• 5 1340 350 090
350	2,5	32	220 BW	2-8-45+2-9-50+2-11-63	• 5 1000 350 100	% 5 1040 350 100	• 5 1300 350 100	• 5 1340 350 100
350	2,5	32	180 HZ	2-8-45+2-9-50+2-11-63	• 5 1000 350 110	• 5 1040 350 110	• 5 1300 350 110	• 5 1340 350 110
350	2,5	32	160 HZ	2-8-45+2-9-50+2-11-63	• 5 1000 350 120	• 5 1040 350 120	• 5 1300 350 120	• 5 1340 350 120

% Sonderpreis / Sale Artikel. Lieferbar solange Vorrat. Special price / sale article. While stocks last.

Weitere Abmessungen auf Anfrage · Other dimensions are available on request



# Karnasch® METALLKREISSÄGEBLÄTTER METAL CIRCULAR SAW BLADES

Anwendung siehe Seite  
Application see page

1116



1117



1118



1119



		BW		HZ		5 1000	5 1040	5 1300	5 1340	
						HSS-DMo5 Dampfbehandelt Steam treated	HSS-DMo5 Kx-Beschichtet Kx-coated	HSS-Co5 Dampfbehandelt Steam treated	HSS-Co5 Kx-Beschichtet Kx-coated	
						Art.	Art.	Art.	Art.	
350	2,5	32	140 HZ	2-8-45+2-9-50+2-11-63	●	5 1000 350 130	-	-	-	
350	2,5	32	120 HZ	2-8-45+2-9-50+2-11-63	●	5 1000 350 140	-	-	-	
350	2,5	40	0	2-8-55+4-12-64	●	5 1000 350 150	-	●	5 1300 350 150	
350	2,5	40	350 BW	2-8-55+4-12-64	●	5 1000 350 160	●	5 1300 350 160	●	5 1340 350 160
350	2,5	40	280 BW	2-8-55+4-12-64	●	5 1000 350 170	●	5 1300 350 170	●	5 1340 350 170
350	2,5	40	240 BW	2-8-55+4-12-64	●	5 1000 350 180	●	5 1300 350 180	●	5 1340 350 180
350	2,5	40	220 BW	2-8-55+4-12-64	●	5 1000 350 190	●	5 1300 350 190	●	5 1340 350 190
350	2,5	40	180 HZ	2-8-55+4-12-64	●	5 1000 350 200	●	5 1300 350 200	●	5 1340 350 200
350	2,5	40	160 HZ	2-8-55+4-12-64	●	5 1000 350 205	●	5 1300 350 205	●	5 1340 350 205
350	2,5	40	120 HZ	2-8-55 + 4-12-64	-	-	-	-	-	
350	2,5	50	0	4-15-80 + 4-14-85	●	5 1000 350 210	-	-	-	
350	2,5	50	220 BW	4-15-80 + 4-14-85	●	5 1000 350 220	-	-	-	
350	2,5	50	160 HZ	4-15-80 + 4-14-85	-	-	-	-	-	
350	2,5	50	120 HZ	4-15-80 + 4-14-85	●	5 1000 350 240	-	-	-	
350	2,5	50	100 HZ	4-15-80 + 4-14-85	●	5 1000 350 250	-	-	-	
350	3,0	32	0	2-8-45+2-9-50+2-11-63	●	5 1000 350 260	-	●	5 1300 350 260	
350	3,0	32	280 BW	2-8-45+2-9-50+2-11-63	●	5 1000 350 270	●	5 1300 350 270	●	5 1340 350 270
350	3,0	32	240 BW	2-8-45+2-9-50+2-11-63	●	5 1000 350 280	●	5 1300 350 280	●	5 1340 350 280
350	3,0	32	220 BW	2-8-45+2-9-50+2-11-63	●	5 1000 350 290	●	5 1300 350 290	●	5 1340 350 290
350	3,0	32	200 BW	2-8-45+2-9-50+2-11-63	●	5 1000 350 300	●	5 1300 350 300	●	5 1340 350 300
350	3,0	32	180 HZ	2-8-45+2-9-50+2-11-63	●	5 1000 350 310	●	5 1300 350 310	●	5 1340 350 310
350	3,0	32	160 HZ	2-8-45+2-9-50+2-11-63	●	5 1000 350 320	●	5 1300 350 320	●	5 1340 350 320
350	3,0	32	140 HZ	2-8-45+2-9-50+2-11-63	●	5 1000 350 330	●	5 1300 350 330	-	-
350	3,0	32	120 HZ	2-8-45+2-9-50+2-11-63	●	5 1000 350 340	●	5 1300 350 340	-	-
350	3,0	40	0	2-8-55+4-12-64	●	5 1000 350 350	-	●	5 1300 350 350	
350	3,0	40	280 BW	2-8-55+4-12-64	●	5 1000 350 360	●	5 1300 350 360	●	5 1340 350 360
350	3,0	40	240 BW	2-8-55+4-12-64	●	5 1000 350 370	●	5 1300 350 370	●	5 1340 350 370
350	3,0	40	220 BW	2-8-55+4-12-64	●	5 1000 350 380	●	5 1300 350 380	●	5 1340 350 380
350	3,0	40	200 BW	2-8-55+4-12-64	●	5 1000 350 390	●	5 1300 350 390	●	5 1340 350 390
350	3,0	40	180 HZ	2-8-55+4-12-64	●	5 1000 350 400	●	5 1300 350 400	●	5 1340 350 400
350	3,0	40	160 HZ	2-8-55+4-12-64	●	5 1000 350 410	●	5 1300 350 410	●	5 1340 350 410
350	3,0	40	140 HZ	2-8-55+4-12-64	●	5 1000 350 420	●	5 1300 350 420	●	5 1340 350 420
350	3,0	40	120 HZ	2-8-55+4-12-64	●	5 1000 350 430	-	●	5 1300 350 430	
350	3,0	40	110 HZ	2-8-55+4-12-64	●	5 1000 350 440	●	5 1300 350 440	-	-
350	3,0	40	90 HZ	2-8-55+4-12-64	●	5 1000 350 450	●	5 1300 350 450	-	-
350	3,0	50	0	4-15-80 + 4-14-85	●	5 1000 350 460	-	●	5 1300 350 460	
350	3,0	50	220 BW	4-15-80 + 4-14-85	●	5 1000 350 470	●	5 1300 350 470	-	-
350	3,0	50	180 HZ	4-15-80 + 4-14-85	●	5 1000 350 480	-	●	5 1300 350 480	
350	3,0	50	160 HZ	4-15-80 + 4-14-85	●	5 1000 350 490	●	5 1300 350 490	-	-
350	3,0	50	140 HZ	4-15-80 + 4-14-85	●	5 1000 350 500	-	●	5 1300 350 500	
350	3,0	50	120 HZ	4-15-80 + 4-14-85	●	5 1000 350 510	●	5 1300 350 510	-	-
350	3,0	50	100 HZ	4-15-80 + 4-14-85	●	5 1000 350 520	●	5 1040 350 520	-	-
360	3,5	50	0	4-15-80 + 4-14-85	●	5 1000 360 010	-	-	-	
360	3,5	50	120 HZ	4-15-80 + 4-14-85	-	-	-	-	-	
370	2,5	32	0	2-8-45+2-9-50+2-11-63	●	5 1000 370 010	-	●	5 1300 370 010	
370	2,5	32	220 BW	2-8-45+2-9-50+2-11-63	●	5 1000 370 020	-	-	-	
370	2,5	32	160 HZ	2-8-45+2-9-50+2-11-63	●	5 1000 370 030	-	-	-	
370	2,5	32	120 HZ	2-8-45+2-9-50+2-11-63	●	5 1000 370 040	-	-	-	
370	2,5	40	0	2-8-55+4-12-64	●	5 1000 370 050	-	●	5 1300 370 050	
370	2,5	40	220 BW	2-8-55+4-12-64	●	5 1000 370 060	-	-	-	
370	2,5	40	160 HZ	2-8-55+4-12-64	●	5 1000 370 070	-	-	-	
370	2,5	40	120 HZ	2-8-55+4-12-64	●	5 1000 370 080	-	-	-	
370	2,5	50	0	4-15-80 + 4-14-85	●	5 1000 370 090	-	●	5 1300 370 090	
370	2,5	50	220 BW	4-15-80 + 4-14-85	●	5 1000 370 100	-	-	-	
370	2,5	50	160 HZ	4-15-80 + 4-14-85	●	5 1000 370 110	-	-	-	
370	2,5	50	120 HZ	4-15-80 + 4-14-85	●	5 1000 370 120	-	-	-	

● Sonderpreis / Sale Artikel. Lieferbar solange Vorrat. Special price / sale article. While stocks last.

Weitere Abmessungen auf Anfrage · Other dimensions are available on request



Anwendung siehe Seite  
Application see page

1116



1117



1118



1119



					<b>5 1000</b> HSS-DMo5 Dampfbehandelt Steam treated	<b>5 1040</b> HSS-DMo5 Kx-Beschichtet Kx-coated	<b>5 1300</b> HSS-Co5 Dampfbehandelt Steam treated	<b>5 1340</b> HSS-Co5 Kx-Beschichtet Kx-coated
					Art.	Art.	Art.	Art.
					• 5 1000 370 130	-	• 5 1300 370 130	-
370	3,0	40	0	2-8-55+4-12-64	• 5 1000 370 140	-	-	-
370	3,0	40	220 BW	2-8-55+4-12-64	• 5 1000 370 150	-	-	-
370	3,0	40	160 HZ	2-8-55+4-12-64	• 5 1000 370 160	-	-	-
370	3,0	40	120 HZ	2-8-55+4-12-64	• 5 1000 370 170	-	-	-
370	3,0	50	0	4-15-80 + 4-14-85	• 5 1000 370 180	-	• 5 1300 370 170	-
370	3,0	50	220 BW	4-15-80 + 4-14-85	• 5 1000 370 180	⊗ 5 1040 370 180	• 5 1300 370 180	-
370	3,0	50	160 HZ	4-15-80 + 4-14-85	• 5 1000 370 190	• 5 1040 370 190	• 5 1300 370 190	-
370	3,0	50	120 HZ	4-15-80 + 4-14-85	• 5 1000 370 200	⊗ 5 1040 370 200	• 5 1300 370 200	-
370	3,0	50	100 HZ	4-15-80 + 4-14-85	• 5 1000 370 210	• 5 1040 370 210	• 5 1300 370 210	-
400	2,5	32	0	2-8-45+2-9-50+2-11-63	• 5 1000 400 010	-	• 5 1300 400 010	-
400	2,5	32	240 BW	2-8-45+2-9-50+2-11-63	⊗ 5 1000 400 020	-	-	-
400	2,5	32	200 HZ	2-8-45+2-9-50+2-11-63	⊗ 5 1000 400 030	-	-	-
400	2,5	32	160 HZ	2-8-45+2-9-50+2-11-63	⊗ 5 1000 400 040	-	-	-
400	2,5	50	0	4-15-80+4-14-85	⊗ 5 1000 400 050	-	• 5 1300 400 050	-
400	2,5	50	240 BW	4-15-80+4-14-85	• 5 1000 400 060	-	-	-
400	2,5	50	200 HZ	4-15-80+4-14-85	⊗ 5 1000 400 070	-	-	-
400	2,5	50	160 HZ	4-15-80+4-14-85	• 5 1000 400 080	-	-	-
400	3,0	32	0	2-8-45+2-9-50+2-11-63	• 5 1000 400 090	-	• 5 1300 400 090	-
400	3,0	32	200 HZ	2-8-45+2-9-50+2-11-63	• 5 1000 400 100	-	-	-
400	3,0	32	160 HZ	2-8-45+2-9-50+2-11-63	⊗ 5 1000 400 110	-	-	-
400	3,0	32	120 HZ	2-8-45+2-9-50+2-11-63	⊗ 5 1000 400 120	-	-	-
400	3,0	32	100 HZ	2-8-45+2-9-50+2-11-63	⊗ 5 1000 400 130	-	-	-
400	3,0	40	0	2-8-55+4-12-64	• 5 1000 400 140	-	• 5 1300 400 140	-
400	3,0	40	200 HZ	2-8-55+4-12-64	• 5 1000 400 150	-	⊗ 5 1300 400 150	-
400	3,0	40	160 HZ	2-8-55+4-12-64	• 5 1000 400 160	-	• 5 1300 400 160	-
400	3,0	40	120 HZ	2-8-55+4-12-64	⊗ 5 1000 400 170	-	⊗ 5 1300 400 170	-
400	3,0	40	100 HZ	2-8-55+4-12-64	• 5 1000 400 180	-	⊗ 5 1300 400 180	-
400	3,0	50	0	4-15-80+4-14-85	• 5 1000 400 190	-	⊗ 5 1300 400 190	-
400	3,0	50	200 HZ	4-15-80+4-14-85	• 5 1000 400 200	-	• 5 1300 400 200	-
400	3,0	50	160 HZ	4-15-80+4-14-85	• 5 1000 400 210	-	⊗ 5 1300 400 210	-
400	3,0	50	120 HZ	4-15-80+4-14-85	• 5 1000 400 220	-	• 5 1300 400 220	-
400	3,0	50	100 HZ	4-15-80+4-14-85	• 5 1000 400 230	-	• 5 1300 400 230	-
400	3,5	40	0	2-15-80 + 4-12-64	-	-	-	-
400	3,5	40	160 HZ	2-15-80 + 4-12-64	-	-	-	-
400	3,5	40	120 HZ	2-15-80 + 4-12-64	⊗ 5 1000 400 260	-	-	-
400	3,5	50	0	4-15-80+4-14-85	• 5 1000 400 270	-	• 5 1300 400 270	-
400	3,5	50	200 HZ	4-15-80+4-14-85	• 5 1000 400 280	-	• 5 1300 400 280	-
400	3,5	50	160 HZ	4-15-80+4-14-85	• 5 1000 400 290	-	• 5 1300 400 290	-
400	3,5	50	120 HZ	4-15-80+4-14-85	• 5 1000 400 300	-	-	-
400	3,5	50	100 HZ	4-15-80+4-14-85	• 5 1000 400 310	-	⊗ 5 1300 400 310	-
400	4,0	40	0	2-15-80 + 4-12-64	⊗ 5 1000 400 320	-	⊗ 5 1300 400 320	-
400	4,0	40	200 HZ	2-15-80 + 4-12-64	⊗ 5 1000 400 330	-	-	-
400	4,0	40	120 HZ	2-15-80 + 4-12-64	⊗ 5 1000 400 340	-	-	-
400	4,0	40	100 HZ	2-15-80 + 4-12-64	-	-	-	-
400	4,0	50	0	4-15-80+4-14-85	• 5 1000 400 360	-	• 5 1300 400 360	-
400	4,0	50	200 HZ	4-15-80+4-14-85	• 5 1000 400 370	-	⊗ 5 1300 400 370	-
400	4,0	50	160 HZ	4-15-80+4-14-85	• 5 1000 400 380	-	• 5 1300 400 380	-
400	4,0	50	120 HZ	4-15-80+4-14-85	• 5 1000 400 390	-	• 5 1300 400 390	-
400	4,0	50	100 HZ	4-15-80+4-14-85	• 5 1000 400 400	-	• 5 1300 400 400	-
425	3,0	40	0	2-15-80 + 2-15-100 + 4-12-64	⊗ 5 1000 425 010	-	-	-
425	3,0	40	160 HZ	2-15-80 + 2-15-100 + 4-12-64	⊗ 5 1000 425 020	-	-	-
425	3,0	40	120 HZ	2-15-80 + 2-15-100 + 4-12-64	⊗ 5 1000 425 030	-	-	-
425	3,0	50	0	4-15-80+4-14-85	• 5 1000 425 040	-	• 5 1300 425 040	-
425	3,0	50	220 HZ	4-15-80+4-14-85	• 5 1000 425 050	-	-	-
425	3,0	50	160 HZ	4-15-80+4-14-85	• 5 1000 425 060	-	-	-
425	3,0	50	120 HZ	4-15-80+4-14-85	⊗ 5 1000 425 070	-	-	-

⊗ Sonderpreis / Sale Artikel. Lieferbar solange Vorrat. Special price / sale article. While stocks last.

Weitere Abmessungen auf Anfrage · Other dimensions are available on request





# Karnasch® METALLKREISSÄGEBLÄTTER METAL CIRCULAR SAW BLADES

Anwendung siehe Seite  
Application see page

1116



1117



1118



1119



						<b>5 1000</b> HSS-DMo5 Dampfbehandelt Steam treated		<b>5 1040</b> HSS-DMo5 Kx-Beschichtet Kx-coated		<b>5 1300</b> HSS-Co5 Dampfbehandelt Steam treated		<b>5 1340</b> HSS-Co5 Kx-Beschichtet Kx-coated	
						Art.		Art.		Art.		Art.	
						● 5 1000 425 080		-		● 5 1300 425 080		-	
425	3,5	40	0	2-15-80 + 2-15-100 + 4-12-64	%	5 1000 425 090		-		-		-	
425	3,5	40	220 HZ	2-15-80 + 2-15-100 + 4-12-64	%	5 1000 425 100		-		-		-	
425	3,5	40	160 HZ	2-15-80 + 2-15-100 + 4-12-64	%	5 1000 425 110		-		● 5 1300 425 110		-	
425	3,5	50	0	4-15-80+4-14-85	●	5 1000 425 120		-		-		-	
425	3,5	50	220 HZ	4-15-80+4-14-85	●	5 1000 425 130		-		-		-	
425	3,5	50	160 HZ	4-15-80+4-14-85	●	5 1000 425 150		-		-		-	
425	3,5	50	120 HZ	4-15-80+4-14-85	-	-		-		-		-	
425	4,0	40	0	2-15-80 + 2-15-100 + 4-12-64	%	5 1000 425 160		-		% 5 1300 425 150		-	
425	4,0	40	220 HZ	2-15-80 + 2-15-100 + 4-12-64	%	5 1000 425 170		-		-		-	
425	4,0	40	160 HZ	2-15-80 + 2-15-100 + 4-12-64	%	-		-		-		-	
425	4,0	40	120 HZ	2-15-80 + 2-15-100 + 4-12-64	-	-		-		-		-	
425	4,0	50	0	4-15-80+4-14-85	●	5 1000 425 190		-		● 5 1300 425 190		-	
425	4,0	50	76 HZ	4-15-80+4-14-85	-	-		-		-		-	
450	3,0	40	0	2-15-80 + 2-15-100 + 4-12-64	●	5 1000 450 010		-		● 5 1300 450 010		-	
450	3,0	40	240 HZ	2-15-80 + 2-15-100 + 4-12-64	●	5 1000 450 020		-		-		-	
450	3,0	40	200 HZ	2-15-80 + 2-15-100 + 4-12-64	%	5 1000 450 030		-		-		-	
450	3,0	40	180 HZ	2-15-80 + 2-15-100 + 4-12-64	●	5 1000 450 040		-		-		-	
450	3,0	40	160 HZ	2-15-80 + 2-15-100 + 4-12-64	%	5 1000 450 050		-		-		-	
450	3,0	40	120 HZ	2-15-80 + 2-15-100 + 4-12-64	●	5 1000 450 060		-		-		-	
450	3,0	50	0	4-15-80+4-14-85	●	5 1000 450 070		-		● 5 1300 450 070		-	
450	3,0	50	240 HZ	4-15-80+4-14-85	●	5 1000 450 080		-		-		-	
450	3,0	50	200 HZ	4-15-80+4-14-85	%	5 1000 450 090		-		-		-	
450	3,0	50	180 HZ	4-15-80+4-14-85	%	5 1000 450 100		-		-		-	
450	3,0	50	160 HZ	4-15-80+4-14-85	●	5 1000 450 110		-		-		-	
450	3,0	50	120 HZ	4-15-80+4-14-85	●	5 1000 450 120		-		-		-	
450	3,5	40	0	2-15-80 + 2-15-100 + 4-12-64	●	5 1000 450 130		-		● 5 1300 450 130		-	
450	3,5	40	240 HZ	2-15-80 + 2-15-100 + 4-12-64	●	5 1000 450 140		-		% 5 1300 450 140		-	
450	3,5	40	200 HZ	2-15-80 + 2-15-100 + 4-12-64	%	5 1000 450 150		-		-		-	
450	3,5	40	180 HZ	2-15-80 + 2-15-100 + 4-12-64	●	5 1000 450 160		-		-		-	
450	3,5	40	160 HZ	2-15-80 + 2-15-100 + 4-12-64	●	5 1000 450 170		-		-		-	
450	3,5	40	120 HZ	2-15-80 + 2-15-100 + 4-12-64	●	5 1000 450 180		-		-		-	
450	3,5	50	0	4-15-80+4-14-85	●	5 1000 450 190		-		● 5 1300 450 190		-	
450	3,5	50	240 HZ	4-15-80+4-14-85	%	5 1000 450 200		-		-		-	
450	3,5	50	200 HZ	4-15-80+4-14-85	%	5 1000 450 210		-		-		-	
450	3,5	50	180 HZ	4-15-80+4-14-85	●	5 1000 450 220		-		-		-	
450	3,5	50	160 HZ	4-15-80+4-14-85	%	5 1000 450 230		-		-		-	
450	3,5	50	120 HZ	4-15-80+4-14-85	●	5 1000 450 240		-		-		-	
450	4,0	40	0	2-15-80 + 2-15-100 + 4-12-64	●	5 1000 450 250		-		● 5 1300 450 250		-	
450	4,0	40	240 HZ	2-15-80 + 2-15-100 + 4-12-64	●	5 1000 450 260		-		-		-	
450	4,0	40	200 HZ	2-15-80 + 2-15-100 + 4-12-64	%	5 1000 450 270		-		-		-	
450	4,0	40	180 HZ	2-15-80 + 2-15-100 + 4-12-64	●	5 1000 450 280		-		-		-	
450	4,0	40	160 HZ	2-15-80 + 2-15-100 + 4-12-64	%	5 1000 450 290		-		-		-	
450	4,0	40	120 HZ	2-15-80 + 2-15-100 + 4-12-64	●	5 1000 450 300		-		-		-	
450	4,0	50	0	4-15-80+4-14-85	●	5 1000 450 310		-		● 5 1300 450 310		-	
450	4,0	50	240 HZ	4-15-80+4-14-85	●	5 1000 450 320		-		-		-	
450	4,0	50	180 HZ	4-15-80+4-14-85	●	5 1000 450 330		-		-		-	
450	4,0	50	120 HZ	4-15-80+4-14-85	●	5 1000 450 340		-		-		-	
500	4,0	40	0	2-15-80 + 2-15-100 + 4-12-64	%	5 1000 500 010		-		% 5 1300 500 010		-	
500	4,0	40	260 HZ	2-15-80 + 2-15-100 + 4-12-64	-	-		-		-		-	

% Sonderpreis / Sale Artikel. Lieferbar solange Vorrat. Special price / sale article. While stocks last.

Weitere Abmessungen auf Anfrage · Other dimensions are available on request

1128

## INDUSTRIAL TOOLS DIVISION

Weitere Informationen erhalten Sie telefonisch unter +49 33675-7265-0 oder schreiben Sie eine Mail an mail@karnasch.tools.  
For more informations please call +49 33675-7265-0 send a mail to mail@karnasch.tools.